




To make this festive holiday banner:

1. Print & cut out banner pieces
2. Punch holes on both sides of each circle
3. Weave ribbon through holes to connect each piece
4. Hang up & proceed to collect your cookies!

NOM NOM NOM











YOU'RE INVITED TO A
Holiday
COOKIE EXCHANGE

Hosted by: _____

Where: _____

Date: _____

Time: _____

RSVP: _____

Please bring _____ dozen cookies to exchange.



flouromyface.com ©CanningCrafts

YOU'RE INVITED TO A
Holiday
COOKIE EXCHANGE

Hosted by: _____

Where: _____

Date: _____

Time: _____

RSVP: _____

Please bring _____ dozen cookies to exchange.




flouromyface.com ©CanningCrafts

COOKIE RECIPE:

INGREDIENTS:

DIRECTIONS:




flouromyface.com ©CanningCrafts

COOKIE RECIPE:


INGREDIENTS:

DIRECTIONS:



flouromyface.com ©CanningCrafts





Holiday COOKIE EXCHANGE



